



# EverGreen®

## Crop Protection EC 60-6

### MULTI-PURPOSE INSECTICIDE

For use on growing crops, ornamentals, stored products, livestock and to kill fruit flies on harvested fruits and vegetables. Used alone as a clean-up spray or a pre-harvest spray.

<b>ACTIVE INGREDIENTS:</b>	
Pyrethrins .....	6.00%
*Piperonyl butoxide, Technical .....	60.00%
<b>OTHER INGREDIENTS</b> .....	34.00%
	100.00%

\*Equivalent to 48.00% (butylcarbityl) (6-propylpiperonyl) ether and 12.00% related compounds.  
Contains 8.46 lbs/gal (Contains 0.51 lbs/gal of Pyrethrin, 5.1 lbs/gal of Piperonyl Butoxide)

EVERGREEN® and MGK® are registered trademarks of McLaughlin Gormley King Company.

## KEEP OUT OF REACH OF CHILDREN CAUTION

#### FIRST AID

**IF SWALLOWED:** Call a poison control center or doctor immediately for treatment advice. Have person sip a glass of water if able to swallow. Do not induce vomiting unless told to do so by a poison control center or doctor. Do not give anything by mouth to an unconscious person.  
**IF ON SKIN OR CLOTHING:** Take off contaminated clothing. Rinse skin immediately with plenty of water for 15-20 minutes. Call a poison control center or doctor for treatment advice.

#### HOTLINE NUMBER

Have the product container or label with you when calling a poison control center or doctor, or going for treatment. For additional information on this pesticide product (including health concerns, medical emergencies or pesticide incidents), you may call 1-888-740-8712.

See Back Panel for Additional Precautionary Language  
See Leaflet for Directions for Use

Manufactured by:




8810 Tenth Avenue North • Minneapolis, MN 55427

## NET CONTENTS 1 GALLON

EPA Reg. No. 1021-1770  
EPA Est. No. 1021-MN-2  
F7448-100  
Rev. 0712-1012

PULL HERE TO OPEN / PRESS TO RESEAL



PF-2962-8

# PROOF




## THIS PROOF IS TO BE CHECKED FOR ACCURACY

Please review and approve **Text, Spelling, Copy Placement, Size, Shape, Colors** and **Dieline**.

**Authorized signature** accepts responsibility for accuracy of all copy, color break and artwork. Cimarron Label is not liable for any discrepancies subsequently identified.

**PLEASE NOTE:** Due to color variance between printers/monitors, the colors represented by this proof cannot be deemed accurate. Please refer to a color matching system such as the Pantone Matching System for a truer representation of spot colors.

**THIS PROOF IS NOT ACCURATE FOR COLOR-MATCH.**  
*Dieline does not print.*

DATE	JOB NUMBER	CUSTOMER
11/19/12	64330	MGK
LABEL SIZE	LEAFLET FOLDED SIZE	LEAFLET FLAT SIZE
5.0" X 6.0"	5.0" X 5.0"	5.0" X 24.6875"
LABEL COLORS	LEAFLET "OUT" COLORS	LEAFLET "IN" COLORS
		
PATTERN VARNISH: <input type="checkbox"/> YES <input checked="" type="checkbox"/> NO		

Form: CS 006L - 11/8/2011

**ARTWORK IS APPROVED**

**REVISED PROOF NEEDED**

**WE CANNOT PROCESS THIS ORDER WITHOUT AN AUTHORIZED SIGNATURE**

Signed \_\_\_\_\_

Date \_\_\_\_\_

**Cimarron Label**  
Experts in Extended Text Labeling

4201 North Westport Ave. • Sioux Falls, SD 57107  
Phone: (605) 978-0451 • Fax: (605) 978-0463

## **PRECAUTIONARY STATEMENTS**

### **HAZARDS TO HUMANS AND DOMESTIC ANIMALS**

# **CAUTION**

Harmful if swallowed. Avoid contact with skin or clothing. Prolonged or frequently repeated skin contact may cause allergic reactions in some individuals. Wear long-sleeved shirt and long pants, socks, shoes and chemical-resistant gloves (such as Barrier Laminate, Nitrile Rubber, Neoprene Rubber or Viton, Selection Category F). Wash hands thoroughly with soap and water after handling and before eating, drinking, chewing gum, using tobacco or using the toilet. Remove and wash contaminated clothing before reuse.

### **PERSONAL PROTECTIVE EQUIPMENT (PPE)**

Some materials that are chemical-resistant to this product are made of barrier laminate, butyl rubber, nitrile rubber or viton. If you want more options, follow the instructions for category F on an EPA Chemical-resistance chart.

Applicators and other handlers who may be exposed to the dilute and/or concentrate through application or other tasks must wear: Long-sleeved shirt and long pants; Chemical-resistant gloves; Shoes plus socks; Protective Eyewear.

In addition to the above PPE, applicators using hand-held foggers in an enclosed area must wear a half-face, full-face or hood-style NIOSH-approved respirator with: a dust/mist filtering cartridge (MSHA/NIOSH approval number prefix TC-21C), or a canister approved for pesticides (MSHA/NIOSH approval number prefix TC-14G), or a cartridge or canister with any R, P, or HE filter. See engineering controls for additional requirements.

#### **USER SAFETY REQUIREMENTS:**

Follow manufacturer's instructions for cleaning/maintaining PPE. If no such instructions for washables exist, use detergent and hot water. Keep and wash PPE separately from other laundry.

Discard clothing and other absorbent material that have been drenched or heavily contaminated with the product's concentrate. Do not reuse them.

#### **ENGINEERING CONTROLS:**

Pilots must use an enclosed cockpit that meets the requirements listed in the Worker Protection Standard (WPS) for agricultural pesticides [40 CFR 170.240 (d)(6)].

Human flagging is prohibited. Flagging to support aerial application is limited to use of the Global Positioning System (GPS) or mechanical flaggers.

#### **USER SAFETY RECOMMENDATIONS:**

Users should:

- Wash hands before eating, drinking, chewing gum, using tobacco or using the toilet.
- Remove clothing / PPE immediately if pesticide gets inside. Then wash thoroughly and put on clean clothing.
- Remove PPE immediately after handling this product. Wash the outside of gloves before removing. As soon as possible, wash thoroughly and change into clean clothing.

### **ENVIRONMENTAL HAZARDS**

This product is toxic to aquatic organisms, including fish and invertebrates. Drift and run-off may be hazardous to aquatic organisms in water adjacent to treated areas. This product may contaminate water through run-off. This product has a potential for run-off for several weeks after application. Poorly draining soils and soils with shallow water tables are more prone to produce run-off that contains this product.

This product is highly toxic to bees exposed to direct treatment on blooming crops or weeds. Do not apply this product or allow it to drift to blooming crops or weeds while bees are actively visiting the treatment area.

Except as specified in the directions for use, do not apply directly to water, to areas where surface water is present or to intertidal areas below the mean high water mark. Do not contaminate water when disposing of equipment wash-waters or rinsate.

### **PHYSICAL OR CHEMICAL HAZARDS**

Do not use or store near heat or open flame.

#### **APPLICAT**

- Apply th
- See sepa
- Do not c
- Do not e
- Except w
- Do not r
- Remove
- For direc
- Do not n
- Do not v
- When us
- or cover
- When us applicati
- For food
- 3 days e
- dried. Dc
- For post-
- sweet po
- For post-
- For greer
- Remove

#### **ENTRY RE**

For Surface  
For Space S  
oughly vent

Use this prc  
for the prot  
for training,  
on this labe  
that are cov  
Do not ente  
PPE require  
been treat  
Viton; Shoe

## DIRECTIONS FOR USE

It is a violation of Federal Law to use this product in a manner inconsistent with its labeling.

### USE RESTRICTIONS & PRECAUTIONS

#### APPLICATION RESTRICTIONS:

- Apply this product only as specified on this label.
- See separate directions and precautions for mosquito control applications.
- Do not contaminate food or feedstuffs.
- Do not enter or allow others to enter until vapors, mists and aerosols have dispersed, and the area has been thoroughly ventilated.
- Except when applying to livestock and pets, do not apply this product in a way that will contact workers or other persons, either directly or through drift.
- Except when applying to livestock and pets, only protected handlers may be in the area during application.
- Do not remain in treated area. Exit area immediately and remain outside the treated area until aerosols, vapors and/or mists have dispersed.
- Remove or cover exposed food and drinking water before application.
- Remove or cover dishes, utensils, food processing equipment and food preparation surfaces, or wash them before use.
- For direct application to non-domestic animals/livestock: Do not apply more than 1 time per day.
- Do not make applications during rain.
- Do not water treated area to point of run-off.
- When used in dairy barns or facilities: Close milk bulk tank lids to prevent contamination from spray and from dead or falling insects. Remove or cover milking utensils before application. Wash teats of animals before milking.
- When used in indoor food handling/ processing facilities: Do not make space spray applications when facility is in operation. During space spray applications, cover or remove exposed food. During space spray applications, cover food processing surfaces or clean after treatment with a suitable detergent, rinse with potable water before use. Do not apply more than 1 time per day.
- For food crops growing outdoors or in greenhouses in agricultural setting: Do not apply more than 10 times per season. Do not re-apply within 3 days except under extreme pest pressure. In case of extreme pest pressure, do not re-apply within 24 hours. Do not harvest until spray has dried. Do not apply to cotton within 14 days of seed harvest.
- For post-harvest applications to vegetables, fruits, nuts and other commodities: Do not re-apply within 7 days. Do not apply more than 10 times to sweet potatoes.
- For post- harvest applications to stored grains and seed: Do not re-apply within 30 days.
- For greenhouse grown ornamental, flowering and foliage plants: Do not apply more than 1 time per day.
- Remove pets, birds and cover fish aquariums before application.

#### ENTRY RESTRICTIONS:

For Surface Spray Use: Except when applying to livestock and pets, do not enter or allow others to enter treated areas until sprays have dried.  
For Space Spray Use: Do not enter or allow others to enter until vapors, mists, and aerosols have dispersed, and the treated area has been thoroughly ventilated.

### AGRICULTURAL USE REQUIREMENTS

Use this product only in accordance with its labeling and with the Worker Protection Standard, 40 CFR, Part 170. This Standard contains requirements for the protection of agricultural workers on farms, forests, nurseries, and greenhouses, and handlers of agricultural pesticides. It contains requirements for training, decontamination, notification, and emergency assistance. It also contains specific instructions and exceptions pertaining to the statements on this label about personal protective equipment (PPE), and restricted-entry interval. The requirements in this box only apply to uses of this product that are covered by the Worker Protection Standard.

Do not enter or allow worker entry into treated areas during the restricted-entry interval (REI) of 12 hours.

PPE required for early entry to treated areas that is permitted under Worker Protection Standard and that involves contact with anything that has been treated, such as plants, soil, or water, is: Coveralls; Chemical-resistant gloves, such as Barrier Laminated, Nitrile Rubber, Neoprene Rubber, or Viton; Shoes plus socks; Protective eyewear.

The requirements exceed (40 CFR

**USED ALONE:** restrictions. Cont

**USED IN COME** cides where resis more complete k

Prior to tank-mix the mixture.

Tank mix applica exceeded. This p

**USE THROUGH** side (wheel) roll, Crop injury, lack tions about calib

Do not connect a prescribed safety or under the sup

The system must vent water sour prevent the flow operated valve I

the supply tank t to automatically sure valve that v

Systems must be materials that ar

Do not apply wh Constant agitation and distribution

**GROWING C**

Apply 2 to 16 flu leaf surfaces unl gallons of water

This concentrate evening hours.

Evergreen® Crop crops. The crop g

**ROOT AND TU** Edible Burdock, Ginger, Ginseng, Salsify, Skirret, S

## NON-AGRICULTURAL USE REQUIREMENTS

The requirements in this box apply to uses of this product that are NOT within the scope of the Worker Protection Standard for agricultural pesticides (40 CFR, Part 170). The WPS applies when this product is used to produce agricultural plants on farms, forests, nurseries, or greenhouses.

**USED ALONE:** This concentrate can be used also as a clean-up or a pre-harvest spray where other materials cannot be used because of residue restrictions. Contains pyrethrins, a botanical insecticide.

**USED IN COMBINATION WITH OTHER INSECTICIDES:** Evergreen® Crop Protection EC 60-6 may be combined with other insecticides and acaricides where resistance may be a problem and to provide a flushing of insects from hiding and into contact with other spray residues for quicker and more complete kill. The application must conform to the accepted use precautions and directions for both products.

Prior to tank-mixing, a compatibility test should be conducted using the proper proportions of chemicals and water to ensure the physical compatibility of the mixture.

Tank mix applications must be made in accordance with the more restrictive of label limitations and precautions, No label application rates may be exceeded. This product cannot be mixed with any product with label prohibitions against such mixing.

**USE THROUGH IRRIGATION SYSTEMS (CHEMIGATION):** Apply this product only through sprinkler (including center pivot, lateral move, end tow, side (wheel) roll, traveler, big gun, solid set, or hand move) irrigation systems. Do not apply this product through any other type of irrigation system. Crop injury, lack of effectiveness, or illegal pesticide residues in the crop can result from non-uniform distribution of treated water. If you have questions about calibration, you should contact State Extension Service specialists, equipment manufacturers or other experts.

Do not connect an irrigation system (including greenhouse systems) used for pesticide application to a public water system unless the pesticide label-prescribed safety devices for public water systems are in place. A person knowledgeable of the chemigation system and responsible for the operation or under the supervision of the responsible person, shall shut the system down and make necessary adjustments should the need arise.

The system must contain a functional check valve, vacuum relief valve, and low-pressure drain appropriately located on the irrigation pipeline to prevent water source contamination from backflow. The pesticide injection pipeline must contain a functional, automatic, quick-closing check valve to prevent the flow of fluid back toward the injection pump. The pesticide injection pipeline must also contain a functional normally closed, solenoid-operated valve located on the intake side of the injection pump and connected to the system interlock to prevent fluid from being withdrawn from the supply tank when the irrigation system is either automatically or manually shut down. The system must contain functional interlocking controls to automatically shut off the pesticide injection pump when the pump motor stops. The irrigation line or water pump must include a functional pressure valve that will stop the water pump motor when the water pressure decreases to the point where pesticide distribution is adversely affected.

Systems must be a metering pump, such as a positive displacement injection pump (e.g., diaphragm pump) effectively designed and constructed of materials that are compatible with pesticides and capable of being fitted with a system interlock.

Do not apply when wind speed favors drift beyond the area intended for treatment.

Constant agitation must be maintained in the chemical supply tank during the entire period of insecticide application. Greater accuracy in calibration and distribution will be achieved by injecting a larger volume of more dilute suspension per unit of time.

### **GROWING CROPS (OUTDOORS AND IN GREENHOUSES):**

Apply 2 to 16 fluid ounces per acre and repeat if required to maintain effective kill. Use in sufficient water for thorough coverage of upper and lower leaf surfaces unless otherwise noted. This product may be applied by air in no less than 2 gallons of water per acre and by ground in no less than 10 gallons of water per acre. **It is recommended that the final spray mix be buffered to a pH of 5.5-7.0.**

This concentrate is relatively non-toxic to honey bees. To avoid possible harm to honey bees, it is advisable to apply in the early morning or late evening hours.

Evergreen® Crop Protection EC 60-6 may be used on most crops because its active ingredients are exempt from tolerances when applied to growing crops. The crop grouping scheme used on this label was devised by the Environmental Protection Agency to expedite minor use pesticide registration.

**ROOT AND TUBER VEGETABLES:** Arracacha, Arrowroot, Purple Arrowroot, Japanese Artichoke, Jerusalem Artichoke, Garden Beets, Sugar Beets, Edible Burdock, Edible Canna, Carrots, Cassava (bitter or sweet), Celeriac (celery root), Chayote, Chervil (turnip rooted), Chicory, Chufa, Dasheen, Ginger, Ginseng, Horseradish, Leren, Parsley (turnip rooted), Parsnip, Potato, Radish, Japanese Radish (Daikon), Rutabaga, Salsify, Black Salsify, Spanish Salsify, Skirret, Sweet Potato, Tanier, Turmeric, Turnip, Yam (true), Yam Bean.

**LEAVES OF ROOT**  
Chervil (Turnip Root Yam (true).

### **BULB VEGETABLE**

**LEAFY VEGETABLE**  
Corn Salad, Chrysanthemum Dock (sorrel), Endive Spinach, Vine Spinach

**BRASSICA (COLE)**  
(Bok Choy), Chinese Greens, Mustard Sp

**LEGUME VEGETABLE**  
Pinto Beans, Rice Bean Longbeans, Cowpea Bean), Lablab Bean Soybeans, Sweet Lu

**FOLIAGE OF LEGUMES**  
feed including any v

**FRUITING VEGETABLE**  
Tomatillo, Tomato.

**CUCURBIT VEGETABLE**  
Citrone Melon, Cucurbit Melons, Honey Balls (winter), Watermelon

**CITRUS FRUITS:** Citrus Pummelo, Satsuma

**POME FRUITS:** Apple

**STONE FRUITS:** Apricot

**SMALL FRUITS AND BERRIES**  
Berry, Raspberry (black), Pecan, Pistachio, Walnut

**ORIENTAL VEGETABLE**  
Cabbage (Bok Choy, Bitter Melon), Pear (Bitter Melon),

**SUBTROPICAL FRUIT**  
Mango, Papaya, Passion Fruit

**ADDITIONAL CROPS**  
Cane, Sunflowers, Tobacco

**CEREAL GRAINS:**  
Wild Rice.

**FORAGE, FODDER**  
Sorghum (Milo), Teosinte

**LEAVES OF ROOT AND TUBER VEGETABLES:** Garden Beet, Sugar Beet, Edible Burdock, Carrot, Cassava (bitter or sweet), Celeriac (celery root), Chervil (Turnip Rooted), Chicory, Dasheen (taro), Parsnip, Radish, Japanese Radish (Daikon), Rutabaga, Black Salsify, Sweet Potato, Taniar, Turnip, Yam (true).

**BULB VEGETABLES:** (*Allium* spp.): Garlic, Great-headed Garlic, Leek, Onion (dry bulb and green), Onion, Welch, Shallot.

**LEAFY VEGETABLES:** Amaranth (Leafy Amaranth, Chinese Spinach, Tampala), Arrugula, Cardoon, Celery, Chinese Celery, Celtuce, Chervil, Cilantro, Corn Salad, Chrysanthemum (edible leaved), Chrysanthemum (garland), Cress (garden, water), Upland Cress (yellow rocket, winter cress), Dandelion, Dock (sorrel), Endive (escarole), Fennel (Florence), Lettuce (head and leafy), Orach, Parsley, Purslane (garden and winter), Radicchio, Rhubarb, Spinach, Vine Spinach (Malabar, Indian), Spinach (New Zealand), Swiss Chard.

**BRASSICA (COLE) LEAFY VEGETABLES:** Broccoli, Chinese Broccoli (Gai Lan), Broccoli raab (Rapini), Brussels Sprouts, Cabbage, Chinese Cabbage (Bok Choy), Chinese Cabbage (Napa), Chinese Mustard Cabbage (Gai Choy), Cauliflower, Cavalo broccolo, Collards, Kale, Kohlrabi, Mizuna, Mustard Greens, Mustard Spinach, Rape Greens.

**LEGUME VEGETABLES (SUCCULENT OR DRIED):** Adzuki Beans, Field Beans, Kidney Beans, Lima Beans, Moth Beans, Mung Beans, Navy Beans, Pinto Beans, Rice Beans, Runner Beans, Snap Beans, Tepary Beans, Urd Beans, Wax Beans, Asparagus Beans, Black-eyed Peas, Catjang, Chinese Longbeans, Cowpeas, Crowder Peas, Southern Peas, Yardlong Beans, Broad Beans (Fava Beans), Chick Peas (Garbanzo Beans), Guar, Jackbean (Sword Bean), Lablab Bean (Hyacinth Bean), Lentils, Peas (Edible Pod Pea, Garden Peas, Field Peas, Sugar Snap Peas, English Pea, Snow Pea), Pigeon Peas, Soybeans, Sweet Lupin Beans, White Lupin Beans, White Sweet Lupin, Sword Bean.

**FOLIAGE OF LEGUME VEGETABLES:** Plant parts of any legume vegetable included in the legume vegetable group that will be used as animal feed including any variety of Beans, Field Peas, Soybeans.

**FRUITING VEGETABLES:** Eggplant, Ground Cherry, Okra, Pepino, Pepper (Bell Pepper, Chili Peppers, Cooking Peppers, Pimentos, Sweet Peppers), Tomatillo, Tomato.

**CUCURBIT VEGETABLES:** Balsam Apple, Balsam Pear (Bitter Melon), Chayote, Chinese Waxgourd (Chinese preserving melon), Chinese Cucumber, Citron Melon, Cucumber, Gherkin, Edible Gourds, Muskmelons (including hybrids, Cantaloupe, Casaba, Crenshaw, Golden Pershaw Melon, Honeydew Melons, Honey Balls, Mango Melon, Muskmelon, Persian Melon, Pineapple Melon, Santa Claus Melon, Snake Melon), Pumpkin, Squash (summer and winter), Watermelon (including hybrids).

**CITRUS FRUITS:** Calamondin, Citrus Citron, Citrus Hybrids, Grapefruit, Kumquats, Lemons, Limes, Mandarin (Tangerine), Orange (sweet and sour), Pummelo, Satsuma Mandarin (*Citrus* spp. includes Chironja, Tangelos, Tangors).

**POME FRUITS:** Apple, Crabapple, Loquat, Mayhaw, Pear, Oriental Pear, Quince.

**STONE FRUITS:** Apricot, Cherry (sweet and sour), Nectarine, Peach, Plum, Prune, Chickasaw Plum, Damson Plum, Japanese Plum, Plumcot.

**SMALL FRUITS AND BERRIES:** Blackberry, Blueberry, Cranberry, Currant, Dewberry, Elderberry, Gooseberry, Grape, Huckleberry, Loganberry, Olallie Berry, Raspberry (black and red), Strawberry, Youngberry.

**TREE NUTS:** Almond, Beech Nut, Brazil Nut, Butternut, Cashew, Chestnut, Chinquapin, Filbert (hazelnut), Hickory Nut, Macadamia Nut (Bush Nut), Pecan, Pistachio, Walnut, Black and English (Persian).

**ORIENTAL VEGETABLES:** Acerola, Atemoya, Balsam Pear (bitter melon), Carambola, Japanese Artichoke, Chinese Broccoli (Gai Lan), Chinese Cabbage (Bok Choy, Napa), Chinese Mustard Cabbage (Gai Choy), Dasheen, Ginger, Ginseng, Chinese Longbeans, Mung Beans, Citron Melon, Balsam Pear (Bitter Melon), Japanese Radish (Daikon), Chinese Spinach, Chinese Waxgourd, Cilantro, Citron Melon, Rambutan, Water Chestnuts.

**SUBTROPICAL FRUITS:** Avocado, Banana, Carob, Barbados Cherry, Cherimoya, Dates, Durian (Jackfruit), Feijoa, Figs, Guava, Kiwifruit, Lychee, Mango, Papaya, Passion Fruit, Paw Paw, Persimmon, Pineapple, Pomegranate.

**ADDITIONAL CROPS:** Artichoke, Asparagus, Avocado, Coffee, Cotton, Hops, Jojoba, Mushroom, Okra, Peanuts, Pineapple, Safflowers, Sesame, Sugar Cane, Sunflowers, Tea.

**CEREAL GRAINS:** Barley, Buckwheat, Corn (sweet and field), Millet, Proso, Oats, Pearl, Popcorn, Rice, Rye, Sorghum (Milo), Teosine, Triticale, Wheat, Wild Rice.

**FORAGE, FODDER AND STRAW OF CEREAL GRAINS:** Barley, Buckwheat, Corn (sweet and field), Millet, Proso, Oats, Pearl, Popcorn, Rice, Rye, Sorghum (Milo), Teosine, Triticale, Wheat, Wild Rice.

**GRASSES FOR SEED,** (grains group) that will be Bromegrass, Fescue.

**NON-GRASS ANIMAL**

**HERBS AND SPICES:** Cardamom, Cassia bark, ley leaf), Coriander (cilantro of Paradise, Horehound, Mustard (seed), Nasturt Saffron, Sage, Savory, St

**ORNAMENTALS:** African Camellia, Carnation, Ceanothus, Dogwood, Elm, Euonymus, Hawthorn, Hemlock, Hic Fern, Marigold, Mimosa, Rhododendron, Roses, R

**FOR THE KILL OF IN** Bagworm, Bean Beetles, Mite, Clover Weevil, Cc Cross-striped Cabbagew European Corn Borer, E Fungus Gnats, Fruit Flie Greenhouse Thrips, Gyp Cabbageworm, Indian A Lygus, Mealy Bugs, Med Maggot, Pear Psylla, Po Bugs, Tabanidae, Tarnist

**USE ON GREENHO**

**USED ALONE:** Combin hydraulic sprayers or 1 t

**USED IN COMBINATI** tank mix 1 to 4 fluid oz apply with a convention

Applications must be m This product cannot be i

**PHYTOTOXICITY NOT**

ate the phytotoxicity of growth stages or under limited number of plant

**FOR USE OUTDOO**

**USED ALONE:** Combin hydraulic and airblast s volume mist blowers or

**GRASSES FOR SEED, FORAGE, FODDER AND HAY:** any grass (Gramineal family [green or cured], except sugarcane and those listed in the cereal grains group) that will be fed to or grazed by livestock, all pasture and range grasses and grasses grown for hay or silage, Bermuda Grass, Bluegrass, Bromegrass, Fescue.

**NON-GRASS ANIMAL FEEDS:** Alfalfa, Velvet Bean, Clover, Kudzu, Lespedeza, Lupin, Sainfoin, Trefoil, Crown Vetch, Milk Vetch.

**HERBS AND SPICES:** Allspice, Angelica, Anise (Anise seed), Annatto, Balm, Basil, Borage, Burnet, Camomile, Caper Buds, Caraway, Black Caraway, Cardamom, Cassia bark, Cassia buds, Catnip, Celery Seed, Chervil dried, Chives, Chinese Chive, Clary, Clove Buds, Coriander (cilantro or Chinese parsley leaf), Coriander (cilantro seed), Costmary, Cilantro, Cumin, Curry Leaf, Dill (dill weed), Dill (seed), Fennel (Italian and Sweet), Fenugreek, Grains of Paradise, Horehound, Hyssop, Juniper berry, Lavender, Lemongrass, Lovage (leaf and seed), Mace, Marigold, Sweet Marjoram, Wild Marjoram, Mustard (seed), Nasturtium, Nutmeg, Parsley, Oregano, Mint, Paprika, Parsley, Pennyroyal, Pepper (black and white), Poppy seed, Rosemary, Rue, Saffron, Sage, Savory, Summer and Winter Savory, Sweet Bay (Bay Leaf), Tansy, Tarragon, Thyme, Vanilla, Wintergreen, Woodruff, Wormwood.

**ORNAMENTALS:** African Violet, Ageratum, Arborvitae, Ash, Aster, Azalea, Beech, Begonia, Birch, Boxwood, Cacti, Calceolaria, Calendula, Calla, Camellia, Carnation, Ceanothus, Chrysanthemum, Cineraria, Coleus, Cotoneaster, Crabapple, Cypress, Daffodil, Dahlia, Delphinium, Dogwood, Elm, Euonymus, Fern, Ficus, Fir, Firethorn, Foliage Plants, Forsythia, Fuchsia, Gardenia, Geranium, Gladiolus, Gloxinia, Gypsophila, Hawthorn, Hemlock, Hickory, Holly, Honey Locust, Horse Chestnut, Hyacinth, Hydrangea, Iris, Juniper, Larch, Laurel, Lilac, Lilies, Linden, Maidenhair Fern, Marigold, Mimosa (Silk Tree), Myrtle, Narcissus, Oak, Palm, Pansy, Pelargonium, Peony, Petunia, Philodendron, Phlox, Pine, Privet, Pyracantha, Rhododendron, Roses, Rubber Plant, Snapdragon, Stock, Sweet Pea, Tulip Tree, Tulips, Viburnum, Wandering Jew, Willow, Yew, Zinnia and Andromeda.

**FOR THE KILL OF INSECTS:** Such as Ants, Aphids, Apple Maggot, Armyworms, Artichoke Plume Moth, Asparagus Beetle, Beet Armyworm, Bagworm, Bean Beetles, Blister Beetles, Blow Flies, Biting Flies, Boll Weevil, Cabbage Looper, Cankerworms, Carrot Weevil, Caterpillars, Clover Mite, Clover Weevil, Cockroaches, 12-spotted Cucumber Beetle, Codling Moth, Colorado Potato Beetles, Corn Earworm, Crane Flies, Crickets, Cross-striped Cabbageworm, Cucumber Beetles, Deer Fly, Deer Tick, Earwigs, Diamondback Moth Larvae, Eastern Tent Caterpillar, Elm Leaf Beetle, European Corn Borer, European Pine Tip Moth, Face Fly, Fall Webworm, Fire Ants, Firebrats, Fireworms, Flea Beetles, Flies, Forest Tent Caterpillar, Fungus Gnats, Fruit Flies, Fruittree Leafroller, Grape Leafhopper, Grape Leaf Skeletonizer, Grasshoppers, Green Fruit Worm, Green Peach Aphids, Greenhouse Thrips, Gypsy Moth (adults and larvae), Harlequin Bug, Heliothis sp., Hornets, Horn Fly, Hornworm, Horse Fly, House Fly, Imported Cabbageworm, Indian Meal Moth, Imported Cabbageworm, Japanese Beetle, Katydid, Lace Bugs, Leafhopper, Leafrollers, Leafliers, Lice, Loopers, Lygus, Mealy Bugs, Mediterranean Flour Moth, Mexican Bean Beetle, Midges, Millipedes, Mosquitoes, Mushroom Flies, Navel Orangeworm, Onion Maggot, Pear Psylla, Potato Leafhopper, Psyllids, Rice Weevil, Saw-toothed Grain Beetle, Silverfish, Skippers, Sowbugs, Spiders, Stable Fly, Stink Bugs, Tabanidae, Tarnished Plant Bug, Thrips, Tomato Hornworm, Vinegar Flies, Wasps, Webworms, Whiteflies and Yellowjackets.

#### **USE ON GREENHOUSE FRUIT, VEGETABLE, FLOWER AND FOLIAGE PLANTS:**

**USED ALONE:** Combine 12 to 24 fluid ounces of Evergreen® Crop Protection EC 60-6 with 100 gallons of water for applications with conventional hydraulic sprayers or 1 to 2 teaspoons per gallon of water for applications with compressed air sprayers.

**USED IN COMBINATION WITH OTHER INSECTICIDES:** To kill accessible, exposed stages of listed insects when used with a residual insecticide, tank mix 1 to 4 fluid ounces of Evergreen® Crop Protection EC 60-6 with the proper amount of companion insecticide in 100 gallons of water and apply with a conventional hydraulic sprayer.

Applications must be made in accordance with the more restrictive label limitations and precautions. No label application rates may be exceeded. This product cannot be mixed with any product with label prohibitions against such mixing.

**PHYTOTOXICITY NOTE:** Plant safety is an important consideration when using insecticides in a greenhouse. However, it is not possible to evaluate the phytotoxicity of Evergreen® Crop Protection EC 60-6 towards numerous plant varieties that may react differently to insecticides in different growth stages or under varying environmental conditions. Before making widespread applications of Evergreen® Crop Protection EC 60-6, treat a limited number of plants and observe for phytotoxicity over a 10-day period.

#### **FOR USE OUTDOORS ON TREES, SHRUBS, FLOWERS AND FOLIAGE PLANTS:**

**USED ALONE:** Combine 12 to 24 fluid ounces of Evergreen® Crop Protection EC 60-6 with 100 gallons of water for applications with conventional hydraulic and airstair sprayers or 12 to 24 fluid ounces of Evergreen® Crop Protection EC 60-6 with 10 gallons of water for applications with low volume mist blowers or 1 to 2 teaspoons per gallon water for applications with compressed air sprayers.

**USED IN COMBINATION WITH OTHER INSECTICIDES:** To kill accessible exposed stages of listed insects when used with a residual insecticide, tank mix 1 to 4 fluid ounces of Evergreen® Crop Protection EC 60-6 with the proper amount of companion insecticide in 100 gallons of water (10 gallons of water for low volume application with mist blowers) and apply with conventional hydraulic or airblast sprayers.

Applications must be made in accordance with the more restrictive label limitations and precautions. No label application rates may be exceeded. This product cannot be mixed with any product with label prohibitions against such mixing.

**TO KILL GYPSY MOTH CATERPILLARS AND ADULTS:** Combine 8 to 12 fluid ounces of Evergreen® Crop Protection EC 60-6 with 100 gallons of water for applications with conventional hydraulic sprayers or 8 to 12 fluid ounces of Evergreen® Crop Protection EC 60-6 with 10 gallons of water for applications with airblast sprayers. To provide quick knockdown of gypsy moth caterpillars when used with a residual insecticide, tank-mix 1 to 4 fluid ounces of Evergreen® Crop Protection EC 60-6 with the proper amount of companion insecticide in 100 gallons of water (10 gallons of water for airblast sprayers) and apply with a conventional hydraulic sprayer.

Applications must be made in accordance with the more restrictive of label limitations and precautions. No label application rates may be exceeded. This product cannot be mixed with any product with label prohibitions against such mixing.

#### **USE INDOORS ON TREES, SHRUBS, FLOWERS AND FOLIAGE PLANTS:**

**USED ALONE:** Combine 12 to 24 fluid ounces of Evergreen® Crop Protection EC 60-6 with 100 gallons of water for applications with conventional hydraulic sprayers or 1 to 2 teaspoons of Evergreen® Crop Protection EC 60-6 per gallon of water for applications with compressed air sprayers.

**USED IN COMBINATION WITH OTHER INSECTICIDES:** To provide quick knockdown of insects when used with a residual insecticide, tank-mix 1 to 4 fluid ounces of Evergreen® Crop Protection EC 60-6 with the proper amount of companion insecticide in 100 gallons of water and apply with a conventional hydraulic sprayer. Applications must be made in accordance with the more restrictive of label limitations and precautions. No label application rates may be exceeded. This product cannot be mixed with any product with label prohibitions against such mixing.

#### **USE WITH HYDROPONICALLY GROWN VEGETABLES:**

**AS A WATER SYSTEM TREATMENT:** To kill aquatic diptera larvae, apply Evergreen® Crop Protection EC 60-6 to the water at the rates outlined in the following table:

<u>Pyrethrins</u> <u>Concentration</u>	<u>ml of</u> <u>Evergreen® EC 60-6</u>	<u>Gallons of</u> <u>Water</u>
0.1 ppm	64.6	10,000
0.01 ppm	6.46	10,000
0.001 ppm	0.646	10,000

**FOR USE AROUND HOMES AND OTHER BUILDINGS:** In grassy undeveloped areas use this concentrate at 1 part to 59 parts water to kill foraging fire ants. Also spray grassy areas around yard borders liberally to kill ticks that may carry Lyme Diseases.

**FOR USE ON HARVESTED FRUITS AND VEGETABLES:** Including Apples, Blackberries, Blueberries, Boysenberries, Cherries, Crabapples, Currants, Dewberries, Figs, Gooseberries, Grapes, Guavas, Loganberries, Mangoes, Muskmelons, Oranges, Peaches, Pears, Peas, Pineapples, Plums, Raspberries, Tomatoes.

**DIRECT SPRAY TO FRUITS IN BASKETS, ON TRUCKS OR IN PROCESSING PLANTS:** To kill *Drosophila* spp., *Tephritid* spp. Fruit Flies, Vinegar Flies and other nuisance pests dilute this concentrate at the rate of 1 part with 1,200 parts water (1 pint per 150 gallons or 1 teaspoon per 12.5 pints water). Thoroughly mix the emulsion in the spray tank and treat as follows:

- 1) Apply liberally to fruits and vegetables in baskets, on trucks and in plants. Use sprayers at a high pressure for applying at the rate of five or six pints of diluted spray to a 2 ton load of produce. Direct the spray for maximum coverage of the baskets or hampers. It is important to spray between and beneath the containers.
- 2) Spray the raw stock stacked in the yard.
- 3) Dip baskets in the diluted spray, after dumping the produce to kill adhering larvae and pupae.

**FOR USE IN CANNERIES:** The entire space inside of the cannery should be sprayed after washing and cleaning up and just before bringing produce into it, with this product diluted 1 part to 29 parts of water (1 quart with 7.5 gallons water) up to 1 part to 11 parts of water (1 quart with 3 gallons water). Use 1 gallon of the spray per 750 square feet, directing it on walls, ceiling, and floors paying special attention to forcing the spray into all cracks and crevices to kill Ants, Roaches, Silverfish, Crickets, Spiders and Cheese Mites. This same dilution used as a space spray will give excellent kill of Fruit Flies, House Flies, Hornets, Grain Moths, Gnats, Mosquitoes, and Skipper Flies. Use one ounce diluted spray per 1,000 cubic feet of space. Do not spray while the plant is in operation as dead flies may fall into containers or the products being processed.

#### **AS A SPACE SI AND WHEAT M**

As Fruit Flies, Hc parts water (1 q diluted spray pe 10 minutes after the plant is not ment or thorough Where oil residu instead of water aerosol size.

**CRAWLING AN** Beetles, Confuse Grain Beetles, Sj Flies, Fungus Gr part of Everree feet of space. Di closed for at lea

#### **USE AS A SUI**

**HOUSES:** To kil Dark Mealworm Yellow Mealwor ing special att

Except in Federa care and in acco To kill accessible, Dried Fruit Beetk 1 part Evergreen spray into all crac

**FOR USE ON S** ounces per galle spray per 100,0 infestation, but

**FOR USE ON S** base oil can be i meat and shells, storage to kill th Beetles, Granary Beetles, and Tob

**SURFACE TRE/** monthly inspect Protection EC 6( a depth of 4 inci

**FOR USE AS A** against grain st( water). Throug auger or elevato

cticide,  
ater (10

eeded.

gallons of  
llons of  
e, tank-  
(10 gal-

eeded.

ntional  
yers.  
nk-mix  
ly with  
o label

lined in

kill for-

urrants,  
berries,

Vinegar  
er 12.5

f five or  
to spray

ng pro-  
rt with  
e spray  
will give  
bic feet

**AS A SPACE SPRAY IN FOOD AND NONFOOD AREAS OF FOOD PROCESSING PLANTS, INDUSTRIAL INSTALLATION, BAKERIES, RICE AND WHEAT MILLS, RESTAURANTS, TOBACCO WAREHOUSE, GRAIN ELEVATORS, HOMES, AND WAREHOUSES:** To kill flying insects such as Fruit Flies, House Flies, Hornets, Wasps, Grain Moths, Gnats, Mosquitoes and Skipper Flies, dilute this concentrate at the rate of 1 part with 29 parts water (1 quart with 7.5 gallons water) up to 1 part to 11 parts water (1 quart with 3 gallons water). Use at the rate of 1/2 to 1 fluid ounce of diluted spray per 1,000 cubic feet of space. Direct the space treatment upward and whenever practical, keep doors and windows closed for at least 10 minutes after application. The use of this product in food processing or food handling establishments should be confined to time periods when the plant is not in operation. Food should be removed or covered during treatments. All food processing surfaces should be covered during treatment or thoroughly cleaned before use.

Where oil residues are not undesirable, this product can be diluted at the rate of 1 part to 29 parts up to 1 part to 11 parts in deodorized base oil instead of water and applied as a space spray with any good type applicator such as mechanical or ULV fogger capable of producing particles of aerosol size.

**CRAWLING AND FLYING INSECTS:** To kill accessible, exposed stages of CRAWLING INSECTS including, Ants, Cockroaches, Cadelles, Cigarette Beetles, Confused Flour Beetles, Dark Mealworms, Dried Fruit Beetles, Drugstore Beetles, Grain Mites, Red Flour Beetles, Rice Weevils, Saw-toothed Grain Beetles, Spider Beetles, Yellow Mealworms and FLYING INSECTS including, but not limited to, Angoumois Grain Moths, Cheese Skippers, Fruit Flies, Fungus Gnats, Gnats, House Flies, Indian Meal Moths, Mosquitoes, Mediterranean Flour Moths, Small Flying Moths, Tobacco Moths, dilute 1 part of Evergreen® Crop Protection EC 60-6 with 11 parts of water or oil (10.67 ounces per gallon) and apply at the rate of 1 ounce per 1,000 cubic feet of space. Direct the spray towards the ceiling and upper corners of the area and behind obstructions. Vacate the treated area and keep the area closed for at least 30 minutes after treatment. Ventilate the area before reoccupying. Repeat treatment as necessary.

**USE AS A SURFACE SPRAY IN HOMES, RESTAURANTS, FOOD PROCESSING PLANTS, INDUSTRIAL INSTALLATIONS AND WAREHOUSES:** To kill accessible, exposed stages of crawling insects including, Ants, Cockroaches, Cadelles, Cigarette Beetles, Confused Flour Beetles, Dark Mealworms, Dried Fruit Beetles, Drugstore Beetles, Grain Mites, Red Flour Beetles, Rice Weevils, Saw-toothed Grain Beetles, Spider Beetles, Yellow Mealworms, dilute 1 part Evergreen® Crop Protection EC 60-6 with 59 parts water and apply at the rate of 1 gallon to 750 square feet, paying special attention to force the spray into all cracks and crevices.

Except in Federally inspected meat and poultry plants, food processing operations may continue when this product is applied as a surface spray with care and in accordance with the directions and precautions given above.

To kill accessible, exposed stages of crawling insects including, Ants, Cockroaches, Cadelles, Cigarette Beetles, Confused Flour Beetles, Dark Mealworms, Dried Fruit Beetles, Drugstore Beetles, Grain Mites, Red Flour Beetles, Rice Weevils, Saw-toothed Grain Beetles, Spider Beetles, Yellow Mealworms, dilute 1 part Evergreen® Crop Protection EC 60-6 with 19 parts of water and apply at the rate of 1 gallon to 750 square feet, paying special attention to force the spray into all cracks and crevices.

**FOR USE ON SWEET POTATOES IN STORAGE:** To kill Fruit Flies and Vinegar Flies dilute this concentrate at 1 part to 19 parts water (6.4 fluid ounces per gallon). Apply as a space fog with a mechanical fogger capable of producing particles of aerosol size at the rate of 1 gallon diluted spray per 100,000 cubic feet of space. Apply only when flying insects are present. Several applications may be necessary during period of heavy infestation, but do not make more than 10 applications.

**FOR USE ON STORED PRODUCTS:** This concentrate can be used at the rate of 1 part to 29 parts up to 1 part to 11 parts water or deodorized base oil can be used on Rice, Barley, Beans, Birdseed, Buckwheat, Cocoa Beans, Corn, Cottonseed, Flax, Oats, Grain, Nuts, Dried Fruit, Almond nut-meat and shells, Walnut nutmeat and shells, Pistachio, Dried Apricots, Raisins, Figs, Wheat, Rye, Sorghum, Tobacco and Peanuts held in storage to kill the accessible stages of Almond Moths, Angoumois Grain Moths, Cadelle Beetles, Cigarette Beetles, Confused Flour Beetles, Flat Grain Beetles, Granary Weevils, Indian Meal Moths, Red Flour Beetles, Rice Weevils, Rusty Grain Beetles, Saw-toothed Grain Beetles, Square-necked Grain Beetles, and Tobacco Moths.

**SURFACE TREATMENT OF STORED GRAIN AND SEED:** To kill Indian Meal Moths, Angoumois Grain Moths and Mediterranean Flour Moths, monthly inspections should be made after the grain is placed in storage. If the top two or three inches are infested, dilute 1 part Evergreen® Crop Protection EC 60-6 with 19 parts of water and apply at the rate of 1 to 2 gallons per 1,000 square feet of grain. Rake the mixture into the grain to a depth of 4 inches.

**FOR USE AS A GRAIN PROTECTANT:** This concentrate when diluted with water and sprayed directly on grains will effectively protect the grain against grain storage insects for a full season or approximately 8 months. Dilute at the rate of 1 part to 29 parts water (1 quart with 7.5 gallons water). Thoroughly mix the emulsion and apply at the rate of 4 to 5 gallons per 1,000 bushels of grain as it is carried along a belt or as it enters the auger or elevator. This concentrate may be used in combination with a registered fumigant for use on heavily infested stored products.

**ON ALMONDS, PEANUTS, AND OTHER STORED PRODUCTS:** Ants, Cadelles, Cigare Maïze Weevils, Med and Square-necked C over the top of store about 6 weeks and t treatments should be

**FOR USE IN STORAGE:** For use in storvators and conveying removed from the bi and other debris from All of the debris sho

For farms, particular and feed troughs. Ne with grain protectan After above sanitatic water) up to 1 part t boards of bins, payin

Monthly inspections per 1,000 bushels of

**FOR USE AS A**

- 1) To kill Horn Flies, oughly with partic small insect popu
- 2) To kill Stable Flies wet the hair thro treatment each w
- 3) To kill Face Flies, e face of the anima Repeat daily as n
- 4) For effective kill o ounce with 2 gal kill newly hatche
- 5) To kill Poultry Lic not necessary to
- 6) To kill Bed Bugs a poles, cracks in w
- 7) To kill Sheep "Tic ping or by sprayin animal.
- 8) To kill Fleas and T the animal by dip



ICE  
uch  
29  
e of  
ast  
ren  
at-

oil  
; of  
  
tte  
red  
e 1  
ibic  
rea

RE-  
les,  
les,  
ay-

i/ith

ms,  
ute  
the

uid  
ted  
avy

zed  
ut-  
j in  
ain  
ain

ths,  
rop  
1 to

ain  
ons  
the

**ON ALMONDS, PEANUTS AND WALNUTS IN BULK OR IN BAGS:** To kill stored product insects such as, Almond Moths, Angoumois Grain Moths, Ants, Cadelles, Cigarette Beetles, Confused Flour Beetles, Drugstore Beetles, Flat Grain Beetles, Granary Weevils, Indian Meal Moths, Lesser Grain Borers, Maize Weevils, Mediterranean Flour Moths, Merchant Grain Beetles, Red Flour Beetles, Rice Weevils, Rusty Grain Beetles, Saw-toothed Grain Beetles and Square-necked Grain Beetles, dilute 1.5 fluid ounces of Evergreen® Crop Protection EC 60-6 per gallon of water and apply as a coarse wet spray over the top of stored nuts or the outside surface of stacked bagged nuts at the rate of 4 gallons per 1,000 square feet. Apply at weekly intervals for about 6 weeks and then at 15-day intervals. The first two applications should be applied at the rate of 4 gallons per 1,000 square feet and subsequent treatments should be applied at the rate of 2 gallons per 1,000 square feet.

**FOR USE IN STORAGE SITES:** This concentrate can be used to treat grain and seed in warehouse bins and trucks, cargo ships, mills, bin hoppers, elevators and conveying equipment as a clean up prior to using them for storage. In mills and elevators, all infested accumulations of grain should be removed from the bin hoppers. All storage areas and conveying equipment should be thoroughly cleaned by sweeping out the waste grain, cobwebs and other debris from the walls and rafters as well as on the floor and door frames with special attention to material lodged in the cracks and crevices. All of the debris should be removed and burned to kill eggs and insects that might be present.

For farms, particular attention should be given to cleaning up around the used feed and grain bags, grain residues from wagons, harvesting equipment and feed troughs. Newly harvested grain should not be placed in the same bin with carry-over grain and all carry-over grain stocks that are not treated with grain protectant should be fumigated. These cleaning operations should be done within two or three weeks before harvest.

After above sanitation measures have been employed, spray all areas prior to use for storage with 1 part to 29 parts water (1 quart with 7.5 gallons water) up to 1 part to 11 parts (1 quart with 3 gallons water). Apply at the rate of one gallon per 750 square feet on walls, floors, ceilings and partition boards of bins, paying particular attention to forcing the spray into all cracks and crevices.

Monthly inspections should be made. If the top 2 or 3 inches are found to be infested, re-treat applying at the rate of 1 to 2 gallons of diluted material per 1,000 bushels of stored product.

#### **FOR USE AS A LIVESTOCK AND POULTRY SPRAY:**

- 1) To kill Horn Flies, House Flies, Mosquitoes and Gnats, dilute at the rate of 1 to 2 fluid ounces per gallon of water and apply to wet the hair thoroughly with particular attention to topline, underline, flanks, withers and other infested areas. Repeat treatment at intervals of 5 to 12 days for small insect populations or as needed when flies are emerging in large numbers.
- 2) To kill Stable Flies, Horse Flies, and Deer Flies, dilute at the rate of 2 to 3 fluid ounces per gallon of water and apply at a quart per adult animal to wet the hair thoroughly with particular attention to the legs, flanks, barrel, topline and other body areas commonly attacked by these flies. Repeat treatment each week as needed.
- 3) To kill Face Flies, dilute at the rate of 2 fluid ounces per gallon of water and apply using spray which produces large wetting droplets. Apply to the face of the animal in the morning before releasing to pasture. Apply sufficiently to wet the face but not more than 1-1/2 fluid ounces per animal. Repeat daily as needed.
- 4) For effective kill of Biting and Sucking Lice on Cattle, Horses, Sheep, Goats and Hogs, dilute at the rate of 1 quart with 75 gallons of water (1 fluid ounce with 2 gallons) and spray to thoroughly wet the hair of the animal including the head and brush of the tail. Repeat treatment in 10 days to kill newly hatched Lice.
- 5) To kill Poultry Lice, using a dilution of 2 to 3 ounces of concentrate per gallon of water. Spray roosts, walls and nests or cages thoroughly. It is not necessary to remove poultry from the housing unit during treatment. This should be followed by spraying over the birds with a fine mist.
- 6) To kill Bed Bugs and Mites on poultry and in poultry houses, dilute at the rate of 2 to 3 fluid ounces per gallon of water and spray crevices of roost poles, cracks in walls and cracks in nests where the Bed Bugs and Mites hide, followed by spraying over the birds with a fine mist.
- 7) To kill Sheep "Tick" or Ked, dilute at the rate of 1 to 2 fluid ounces per 4 gallons of water and thoroughly wet all portions of the body by dipping or by spraying with sufficient pressure and with a nozzle adjustment to give penetration of the wool. Treat at a rate sufficient to wet the animal.
- 8) To kill Fleas and Ticks on livestock, and to obtain protection against reinfestation, dilute at the rate of 2 fluid ounces per gallon of water and wet the animal by dipping or spraying. For best results against fleas and ticks the animal quarters and bedding should be treated.

**FOR USE IN BARNs, I**  
ited to, Flies, Fruit Flies,  
as a fog or fine mist (a  
stock and poultry towa  
keep them closed for  
necessary.

Do not contaminate v

#### **PESTICIDE STORAGE**

**PESTICIDE DISPOS.**  
avoided, offer remain  
ernments or by indust

**CONTAINER HANDL**  
tying. Then offer for re  
Triple rinse as follows  
drip. Fill the container  
for later use or dispos  
reconditioning if appr

**FOR USE IN BARNs, DAIRIES, MILKING PARLORS, MILKING ROOMS AND POULTRY HOUSES:** To kill flying insects including, but not limited to, Flies, Fruit Flies, Mosquitoes, Gnats, Wasps, Hornets and Small Flying Moths, dilute at the rate of 2 fluid ounces per gallon of water. Apply as a fog or fine mist (at approximately 2 fluid ounces per 1,000 cubic feet of space), directing the nozzle for maximum coverage and above livestock and poultry toward the ceiling and upper corners of the area being treated. For best results, close doors and windows before spraying, and keep them closed for 10 to 15 minutes. Applicator should vacate the treated area and ventilate it prior to returning. Repeat application as necessary.

## STORAGE AND DISPOSAL

Do not contaminate water, food, or feed by storage or disposal.

**PESTICIDE STORAGE:** Store in a cool, dry area. Always store pesticides in the original container. Store away from food and pet food.

**PESTICIDE DISPOSAL:** To avoid wastes, use all material in this container by application according to label directions. If wastes cannot be avoided, offer remaining product to a waste disposal facility or pesticide disposal program (often such programs are run by state or local governments or by industry).

**CONTAINER HANDLING:** Nonrefillable container: Do not reuse or refill this container. Triple rinse container (or equivalent) promptly after emptying. Then offer for recycling if available, or puncture and dispose of in a sanitary landfill.

Triple rinse as follows: Empty the remaining contents into application equipment or a mix tank and drain for 10 seconds after the flow begins to drip. Fill the container 1/4 full with water and recap. Shake for 10 seconds. Pour rinsate into application equipment or a mix tank or store rinsate for later use or disposal. Drain for 10 seconds after the flow begins to drip. Repeat this procedure two more times. Offer for recycling if available, reconditioning if appropriate, or puncture and dispose of in a sanitary landfill, or by other procedures approved by state and local authorities.

For use on grow

ACTIVE IN  
Py  
\*Pi  
OTHER IN

\*Equivalent  
Contains

**IF SWALLOWED:** Call a  
not induce vomiting unless  
**IF ON SKIN OR CLOTH**  
control center or doctor for t

Have the product contain  
this pesticide product (in

EPA Reg. No. 1021-1770  
EPA Est. No. 1021-MN-2  
F7448-100  
Rev. 0712-1012



# EverGreen<sup>®</sup>

## Crop Protection EC 60-6

### MULTI-PURPOSE INSECTICIDE

For use on growing crops, ornamentals, stored products, livestock and to kill fruit flies on harvested fruits and vegetables. Used alone as a clean-up spray or a pre-harvest spray.

#### ACTIVE INGREDIENTS:

Pyrethrins .....	6.00%
*Piperonyl butoxide, Technical .....	60.00%

#### OTHER INGREDIENTS .....

34.00%
100.00%

\*Equivalent to 48.00% (butylcarbityl) (6-propylpiperonyl) ether and 12.00% related compounds.  
Contains 8.46 lbs/gal (Contains 0.51 lbs/gal of Pyrethrin, 5.1 lbs/gal of Piperonyl Butoxide)

EVERGREEN<sup>®</sup> and MGK<sup>®</sup> are registered trademarks of McLaughlin Gormley King Company.

## KEEP OUT OF REACH OF CHILDREN CAUTION

#### FIRST AID

**IF SWALLOWED:** Call a poison control center or doctor immediately for treatment advice. Have person sip a glass of water if able to swallow. Do not induce vomiting unless told to do so by a poison control center or doctor. Do not give anything by mouth to an unconscious person.

**IF ON SKIN OR CLOTHING:** Take off contaminated clothing. Rinse skin immediately with plenty of water for 15-20 minutes. Call a poison control center or doctor for treatment advice.

#### HOTLINE NUMBER

Have the product container or label with you when calling a poison control center or doctor, or going for treatment. For additional information on this pesticide product (including health concerns, medical emergencies or pesticide incidents), you may call 1-888-740-8712.

EPA Reg. No. 1021-1770

EPA Est. No. 1021-MN-2

F7448-100

Rev. 0712-1012

See Back Panel for Additional Precautionary Language

See Leaflet for Directions for Use

## NET CONTENTS 1 GALLON

Manufactured by:  
8810 Tenth Avenue North • Minneapolis, MN 55427

